

SmartView Command Center



Flush Mount*

Part #s:

- 12 Zone 2500-12RCFSV
- 16 Zone 2500-16RCFSV
- 28 Zone 2500-28RCFSV
- 36 Zone 2500-36RCFSV
- 56 Zone 2500-56XRCFSV
- 76 Zone 2500-76XRCFSV
- 96 Zone 2500-96XRCFSV
- 116 Zone 2500-116XRCFSV

Front Frame:

21.13" H x 25" W x 3.06" D

Back Box:

20.66" H x 22.99" W x 3" D



Phone Capabilities:

- Calls wait in queue until previous call is disconnected and receive a message stating that an emergency call is in progress. When the prior call clears the next phone in queue is connected.
- Includes handset and speaker phone for communication to phones
- Compatible with most RATH or JANUS phones and the 7200 all-in-one SmartView 2 unit
- LEDs indicate which phones have initiated a call
- Rescue personnel can communicate with individual phones and outside party

Features:

- Standard system allows for a Command Center and a single Sub-Master (contact us for additional Sub-Masters)
- Audible alert sounds when phones place a call until Command Center or Sub-Master Station joins conversation
- Can be configured with the main Command Center, multiple Sub-Master Stations (available in desk, surface, or flush mount), and Machine Room Phones (2300-630RC)

Code Compliance:

- ADA, ASME A17, and B44 code compliant

Power Requirements:

- Command Center, Sub-Master Stations, and Machine Room Phones are powered from the Distribution Module (except SmartPhones)

Wiring Requirements:

- Command Center, Sub-Master, and Machine Room Phone to Distribution Module requires a single pair
- Machine Room Phone (2300-630RC) requires a single pair
- Single pair required from the Distribution Module to the elevator emergency phone or SmartView 2 Machine Room unit"

Surface Mount*

Part #s:

- 12 Zone 2500-12RCSV
- 16 Zone 2500-16RCSV
- 28 Zone 2500-28RCSV
- 36 Zone 2500-36RCSV
- 56 Zone 2500-56XRCSV
- 76 Zone 2500-76XRCSV
- 96 Zone 2500-96XRCSV
- 116 Zone 2500-116XRCSV

Dimensions:

21.03" H x 20.3" W x 5.19" D



Distribution Modules

- Included with Command Center
- Surface mount
- Install on a wall or table top
- Requires 120vac power with battery backup or RATH by AVIRE Power Supply with battery backup
- Single dedicated phone line or as an Intercom System

Dimensions:

- 12-36 Zone System: 2.04" H x 17.28" W x 11.8" D
- 56-116 Zone System: 6.83" H x 17.18" W x 8.9" D



12-36 Zone System

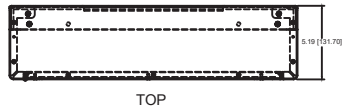


56-116 Zone System

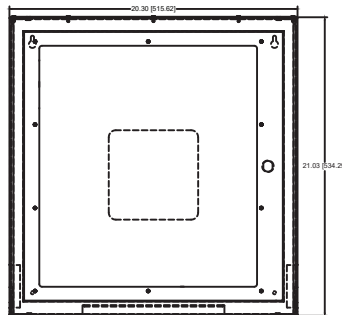
SmartView Command Center



Surface Mount

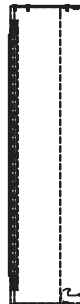


TOP

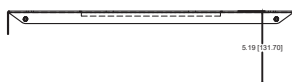


FRONT

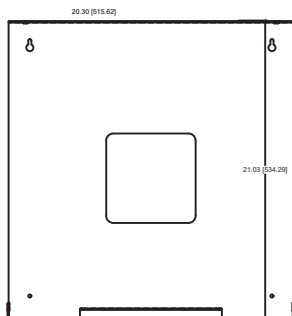
CABINET



SIDE



TOP



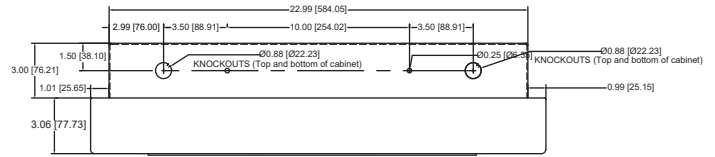
FRONT

CABINET

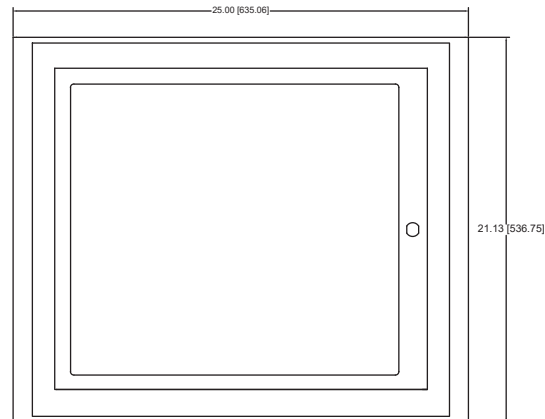


SIDE

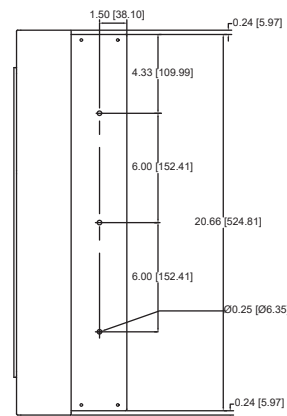
Flush Mount



Top



Front



Side

Display & Controller Features:

- Display requires 9v@1.2A & includes 120v plug-in transformer
- Mini PC requires 12v@1.5A & includes 120v plug-in transformer
- Requires back-up power or RATH™ RP7700104S
- Ethernet connection
- HDMI connection for display

*Specifications:

- Mounting:** Surface or Flush
- Design:** Powder coated steel enclosure with twist lock closure
- Warranty:** 2 Years